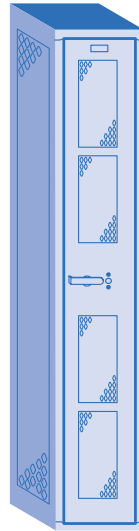


LOCKERS™

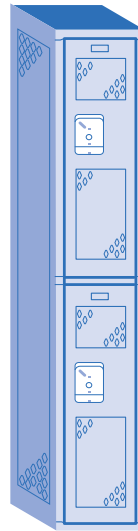
MANUFACTURING any design. any material. any technology.

Angle Iron

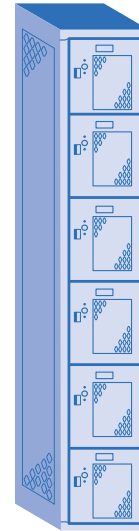
The Angle Iron lockers are built within a 1" x 1" x 1/8" angle iron frame. The 1/8" thick angle iron creates extra strong locker edges and provides a solid framework. Equipped with diamond perforated doors and sides, this locker offers a high degree of air flow. It comes with a standard 2 mil thick powder coat baked enamel finish, available in 20 standard colors as well as any custom color.



1 TIER



2 TIER



6 TIER

GAUGE REFERENCE

Top	Back	Side	Base	Door	Door Frame	Shelf
16	18	14	16	14	1/8"	16

HIGH-END FEATURES

- 2 mil thick powder coat baked to cure finish
- Standard Single Point Latch
- Standard 16 gauge continuous piano type hinges riveted to frame and welded to door
- Continuous door strike has rubber bumpers to reduce noise
- Fully welded angle frame construction
- Standard 13 gauge door with reinforced hat channel/door stiffener
- Standard 16 gauge bottom
- Available in 1, 2 and 6 tier

VENTILATION OPTIONS

- Diamond Perforations (standard)
- Standard Louvers
- Solid

DOOR HANDLE OPTIONS

- Recessed Handle Single point Latch
- Recessed Handle Multi Point Latch
- Door Pull
- Cremone Turn Handle