

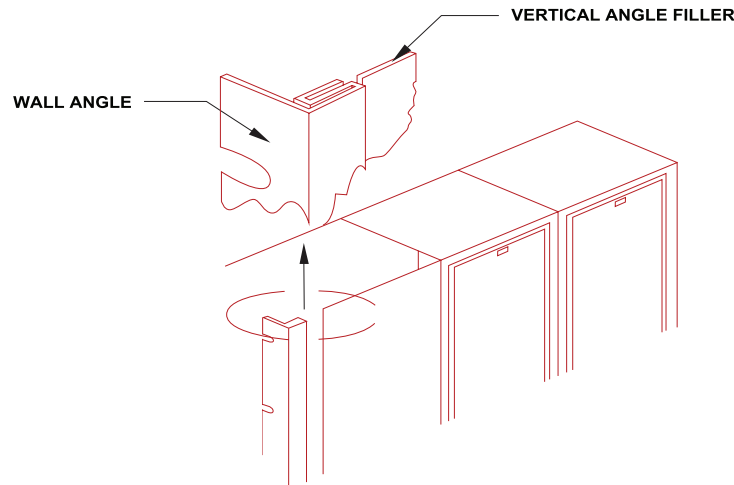
The background of the entire page is a stylized American flag, with white stars on a grey field in the upper left and white stripes on a grey field in the lower right. Overlaid on this background are several technical drawings of various shapes, including rectangles, squares, and a circular shape, drawn with thin orange lines. The word 'LOCKERS' is prominently displayed at the top in a large, bold, black sans-serif font. The letter 'E' is replaced by a stylized graphic consisting of three horizontal bars: a red top bar, a white middle bar, and a blue bottom bar. A small 'TM' trademark symbol is located to the upper right of the 'S'.

LOCKERS™

MANUFACTURING any design. any material. any technology.

Fillers

Lockers Manufacturing provides standard fillers to adapt lockers to a wide range of field conditions and provide a professional, finish appearance. Fillers can be used to cover columns, pipes or other obstacles in a row of lockers, or fill the gap between the lockers and a wall.



VERTICAL FILLERS

These come in two widths and are designed to be used in conjunction with Wall Angle Slip Joints for a solid fit and smooth finish. The slip joint conceals any raw edges caused by field cutting.

TOP FILLERS

Top filler cover gaps between tops of lockers. They overlap the locker tops and can be field cut to allow for pipes, etc. There are separate designs for flat top vs. slope top, and in-line vs. corner applications.

Vertical Angle Fillers are available in the following widths and heights: 5x60, 5x72, 9x60, 9x72, 9x78, 12x60, 12x72 and 12x78.

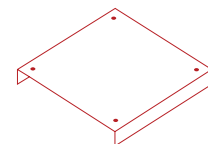
Wall Angle Slip Joints are available in the following heights: 60, 72 and 78.

Flat Top Fillers are available in the following widths and depths: 15x12, 15x15 and 15x18.

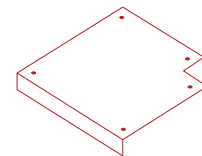
Slope Top Fillers are available in the following widths and depths: 15x12, 15x15 and 15x18

Flat Top Corner Fillers are available in the following widths and depths: 12x12, 15x15 and 18x18

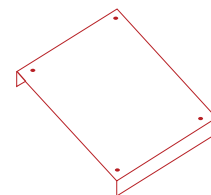
Slope Top Corner Fillers are available in the following widths and depths: 15x12, 15x15 and 15x18



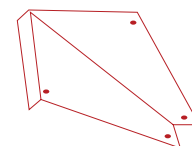
FLAT TOP FILLER



FLAT TOP CORNER FILLER



SLOPE TOP FILLER



SLOPE TOP CORNER FILLER